

- Column 3** Members Basic Allowance is payable to all Councillors monthly. The current Basic Allowance is an annual amount of £7,784 which is paid monthly. See *Constitution 2.2.5.1*.
- Column 6** Special Responsibility Allowance is paid to Councillors with significant responsibilities in addition to those covered by the Basic Allowance. The Rate of the Special Responsibility Allowance is £5,000. See the table below showing the rates for each post. For further information see *Constitution 2.2.5.2*
- Column 7** This relates to a payment scheme that Members are able to participate in, in order to park at the Council Offices during the day, in accordance with the Car Parking Scheme.
- Column 11** Any payments made to Members who are a Non-Executive Director of a Council Owned Company
- Column 12** Any payments being paid by Royal Berkshire Fire Authority.

Post	Rate of Allowance	Total SRA Allowance
Leader of the Council	4 x SRA	£20,000
Leader of the Opposition where there is a majority group	1.5 x SRA	£7,500
Members of the Executive	2 x SRA	£10,000
Deputy Executive Members	0.4 x SRA	£2,000
Chair of the Audit Committee	0.5 x SRA	£2,500
Chair of the Licensing and Appeals Committee	0.5 x SRA	£2,500
Chair of the Overview and Scrutiny Management Committee	1 x SRA	£5,000
Chair of the Overview and Scrutiny Committees-		
Children's Services	0.5 x SRA	£2,500
Climate Emergency	0.5 x SRA	£2,500
Community and Corporate	0.5 x SRA	£2,500
Health	0.5 x SRA	£2,500
Chair of the Personnel Board	0.25 x SRA	£1,250
Chair of the Planning Committee	1 x SRA	£5,000
Members of the Planning Committee	0.25 x SRA	£1,250
Chair of the Standards Committee	0.25 x SRA	£1,250



Parry Batth	Apr	648.67		833.33		-8.33					
	May	648.67		833.33		-8.33					
	June	648.67		-322.58		-8.33					
	July	648.67				-8.33					
	Aug	648.67				-8.33					
	Sept	648.67				-8.33					
	Oct	648.67				-8.33					
	Nov	648.67				-8.33					
	Dec	648.67				-8.33					
	Jan	648.67				-8.33					
	Feb	648.67				-8.33					
	Mar	648.67				-8.33					
<b>Total</b>		<b>7,784.04</b>		<b>1,344.08</b>		<b>-99.96</b>					
	<b>Grand Total</b>	<b>9,028.16</b>									

Rachel Bishop- Firth	Apr	648.67									
	May	648.67									
	June	648.67		1,155.91							
	July	648.67		833.33							
	Aug	648.67		833.33							
	Sept	648.67		833.33							
	Oct	648.67		833.33							
	Nov	648.67		833.33							
	Dec	648.67		833.33							
	Jan	648.67		833.33							
	Feb	648.67		833.33							
	Mar	648.67		833.33							
<b>Total</b>		<b>7,784.04</b>		<b>8,655.88</b>							
	<b>Grand Total</b>	<b>16,439.92</b>									
Laura Blumenthal	Apr	648.67		166.67		-8.33					
	May	648.67		166.67		-8.33					
	June	648.67		-64.52		-8.33					
	July	648.67				-8.33					

	Aug	648.67				-8.33				
	Sept	648.67				-8.33				
	Oct	648.67				-8.33				
	Nov	648.67				-8.33				
	Dec	648.67				-8.33				
	Jan	648.67				-8.33				
	Feb	648.67				-8.33				
	Mar	648.67				-8.33				
<b>Total</b>		<b>7,784.04</b>		<b>268.82</b>		<b>-99.96</b>				
	<b>Grand Total</b>	<b>7,952.90</b>								

Chris Bowering	Apr	648.67		416.67		-8.33				
	May	648.67		416.67		-8.33				
	June	648.67		-16.80		-8.33				
	July	648.67		104.17		-8.33				
	Aug	648.67		104.17		-8.33				
	Sept	648.67		104.17		-8.33				
	Oct	648.67		104.17		-8.33				
	Nov	648.67		104.17		-8.33				
	Dec	648.67		104.17		-8.33				
	Jan	648.67		104.17		-8.33				
	Feb	648.67		104.17		-8.33				
Mar	648.67		104.17		-8.33					
<b>Total</b>		<b>7,784.04</b>		<b>1,754.07</b>		<b>-99.96</b>				
	<b>Grand Total</b>	<b>9,438.15</b>								

Shirley Boyt	Apr	648.67				-35.33				
	May	648.67				-35.33				
	June	648.67				-35.33				
	July	648.67				-35.33				
	Aug	648.67				-35.33				
	Sept	648.67				-35.33				
	Oct	648.67				-35.33				
	Nov	648.67				-35.33				
Dec	648.67				-35.33					

	Jan	648.67				-35.33				
	Feb	648.67				-35.33				
	Mar	648.67				-35.33				
<b>Total</b>		<b>7,784.04</b>				<b>-423.96</b>				
	<b>Grand Total</b>	<b>7,360.08</b>								

Prue Bray	Apr	648.67				-8.33				
	May	648.67				-8.33				
	June	648.67		1,155.91		3.23				
	July	648.67		833.33						
	Aug	648.67		833.33						
	Sept	648.67		833.33						
	Oct	648.67		833.33						
	Nov	648.67		833.33						
	Dec	648.67		833.33						
	Jan	648.67		833.33						
	Feb	648.67		833.33						
	Mar	648.67		833.33						
<b>Total</b>		<b>7,784.04</b>		<b>8,655.88</b>		<b>-13.43</b>				
	<b>Grand Total</b>	<b>16,426.49</b>								

Rachel Burgess	Apr	648.67				-35.33				
	May	648.67				-35.33				
	June	648.67				-35.33				
	July	648.67				-35.33				
	Aug	648.67		437.49		-35.33				
	Sept	648.67		208.33		-35.33				
	Oct	648.67		208.33		-35.33				
	Nov	648.67		208.33		-35.33				
	Dec	648.67		208.33		-35.33				
	Jan	648.67		208.33		-35.33				
	Feb	648.67		208.33		-35.33				
	Mar	648.67		208.33		-35.33				
<b>Total</b>		<b>7,784.04</b>		<b>1,895.80</b>		<b>-423.96</b>				



	June	648.67		144.49							
	July	648.67		104.17							
	Aug	648.67		104.17							
	Sept	648.67		104.17							
	Oct	648.67		104.17							
	Nov	648.67		104.17							
	Dec	648.67		104.17							
	Jan	648.67		104.17							
	Feb	648.67		104.17							
	Mar	648.67		104.17							
<b>Total</b>		<b>6967.97</b>		<b>1082.02</b>							
	<b>Grand Total</b>	<b>8049.99</b>									

Gary Cowan	Apr	648.67		104.17		-8.33					
	May	648.67		104.17		-8.33					
	June	648.67		104.17		-8.33					
	July	648.67		47.04		-8.33					
	Aug	648.67				-8.33					
	Sept	648.67				-8.33					
	Oct	648.67				-8.33					
	Nov	648.67				-8.33					
	Dec	648.67				-8.33					
	Jan	648.67				-8.33					
	Feb	648.67				-8.33					
	Mar	648.67				-8.33					
<b>Total</b>		<b>7784.04</b>		<b>359.55</b>		<b>-99.96</b>					
	<b>Grand Total</b>	<b>8043.63</b>									

Andy Croy	Apr										
	May	481.27									
	June	648.67									
	July	648.67									
	Aug	648.67				-31.17					
	Sept	648.67				-8.33					
	Oct	648.67				-8.33					

	Nov	648.67				-8.33				
	Dec	648.67				-8.33				
	Jan	648.67				-8.33				
	Feb	648.67				-8.33				
	Mar	648.67				-8.33				
<b>Total</b>		<b>6967.97</b>				<b>-89.48</b>				
	<b>Grand Total</b>	<b>6878.49</b>								

Phil Cunnington	Apr	648.67		166.67						
	May	648.67		166.67						
	June	648.67		-64.52						
	July	648.67								
	Aug	648.67								
	Sept	648.67								
	Oct	648.67								
	Nov	648.67								
	Dec	648.67								
	Jan	648.67								
	Feb	648.67								
	Mar	648.67								
<b>Total</b>		<b>7784.04</b>		<b>268.82</b>						
	<b>Grand Total</b>	<b>8052.86</b>								

David Davies	Apr									
	May	481.27								
	June	648.67								
	July	648.67								
	Aug	648.67								
	Sept	648.67								
	Oct	648.67								
	Nov	648.67								
	Dec	648.67								
	Jan	648.67								
	Feb	648.67								
	Mar	648.67								



<b>Total</b>		<b>6967.97</b>									
	<b>Grand Total</b>	<b>6967.97</b>									

Peter Dennis	Apr	648.67									
	May	648.67									
	June	648.67									
	July	648.67		456.98							
	Aug	648.67		208.33							
	Sept	648.67		208.33							
	Oct	648.67		208.33							
	Nov	648.67		208.33							
	Dec	648.67		208.33							
	Jan	648.67		208.33							
	Feb	648.67		208.33							
	Mar	648.67		208.33							
<b>Total</b>		<b>7784.04</b>		<b>2123.62</b>							
	<b>Grand Total</b>	<b>9907.66</b>									

Lindsay Ferris	Apr	648.67				-8.33					
	May	648.67				-8.33					
	June	648.67		1,155.91		-8.33					
	July	648.67		833.33		-8.33					
	Aug	648.67		833.33		-8.33					
	Sept	648.67		833.33		-8.33					
	Oct	648.67		833.33		-8.33					
	Nov	648.67		833.33		-8.33					
	Dec	648.67		833.33		-8.33					
	Jan	648.67		833.33		-8.33					
	Feb	648.67		833.33		-8.33					
	Mar	648.67		833.33		-8.33					
<b>Total</b>		<b>7784.04</b>		<b>8655.88</b>		<b>-99.96</b>					











	Nov	648.67								
	Dec	648.67								
	Jan	648.67								
	Feb	648.67								
	Mar	648.67								
<b>Total</b>		<b>7784.04</b>		<b>336.02</b>						
	<b>Grand Total</b>	<b>8120.06</b>								

Pauline Jorgensen	Apr	648.67		833.33		-8.33				
	May	648.67		833.33		-8.33				
	June	648.67		544.36		-8.33				
	July	648.67		625.00		-8.33				
	Aug	648.67		625.00		-8.33				
	Sept	648.67		625.00		-8.33				
	Oct	648.67		625.00		-8.33				
	Nov	648.67		625.00		-8.33				
	Dec	648.67		625.00		-8.33				
	Jan	648.67		625.00		-8.33				
	Feb	648.67		625.00		-8.33				
	Mar	648.67		625.00		-8.33				
<b>Total</b>		<b>7784.04</b>		<b>7836.02</b>		<b>-99.96</b>				
	<b>Grand Total</b>	<b>15,520.10</b>								

John Kaiser	Apr	648.67		833.33		-8.33				
	May	648.67		833.33		-8.33				
	June	648.67		-178.09		-8.33				
	July	648.67		104.17		-8.33				
	Aug	648.67		104.17		-8.33				
	Sept	648.67		104.17		-8.33				
	Oct	648.67		104.17		-8.33				
	Nov	648.67		104.17		-8.33				
	Dec	648.67		104.17		-8.33				
	Jan	648.67		104.17		-8.33				
	Feb	648.67		104.17		-8.33				
	Mar	648.67		104.17		-8.33				

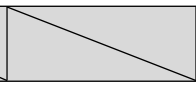
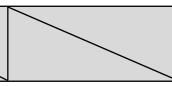
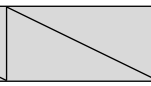
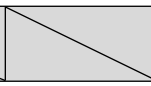
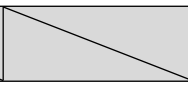
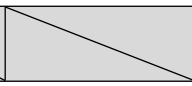
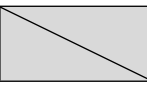
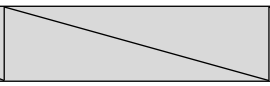
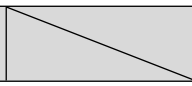
<b>Total</b>		<b>7784.04</b>		<b>2426.10</b>		<b>-99.96</b>					
	<b>Grand Total</b>	<b>10,110.18</b>									

Sarah Kerr	Apr	648.67									
	May	648.67									
	June	648.67		1,155.91							
	July	648.67		833.33							
	Aug	648.67		833.33							
	Sept	648.67		833.33		-71.43					
	Oct	648.67		833.33		-71.43					
	Nov	648.67		833.33		-71.43					
	Dec	648.67		833.33		-71.43					
	Jan	648.67		833.33		-71.43					
	Feb	648.67		833.33		-71.43					
	Mar	648.67		833.33		-71.43					
<b>Total</b>		<b>7784.04</b>		<b>8655.88</b>		<b>-500.01</b>					
	<b>Grand Total</b>	<b>15,939.91</b>									

Abdul Loyes	Apr	648.67	163.33			-8.33					
	May	648.67	163.33			-8.33					
	June	648.67	-63.23			-8.33					
	July	648.67				-8.33					
	Aug	648.67				-8.33					
	Sept	648.67				-8.33					
	Oct	648.67				-8.33					
	Nov	648.67				-8.33					
	Dec	648.67				-8.33					
	Jan	648.67				-8.33					
	Feb	648.67				-8.33					
	Mar	648.67				-8.33					
<b>Total</b>		<b>7784.04</b>	<b>263.43</b>			<b>-99.96</b>					



	<b>Grand Total</b>	<b>7947.51</b>									
--	------------------------	----------------	--	--	--	--	--	--	--	--	--





	Aug	648.67									
	Sept	648.67									
	Oct	648.67									
	Nov	648.67									
	Dec	648.67									
	Jan	648.67									
	Feb	648.67									
	Mar	648.67									
<b>Total</b>		<b>7784.04</b>		<b>1344.08</b>							
	<b>Grand Total</b>	<b>9128.12</b>									

Rebecca Margetts	Apr	648.67		104.17							
	May	648.67		104.17							
	June	648.67		104.17							
	July	648.67		104.17							
	Aug	648.67		104.17							
	Sept	648.67		104.17							
	Oct	648.67		104.17							
	Nov	648.67		104.17							
	Dec	648.67		104.17							
	Jan	648.67		104.17							
	Feb	648.67		104.17							
Mar	648.67		104.17								
<b>Total</b>		<b>7784.04</b>		<b>1250.04</b>							
	<b>Grand Total</b>	<b>9034.08</b>									

Adrian Mather	Apr	648.67									
	May	648.67									
	June	648.67									
	July	648.67									
	Aug	648.67		295.70							
	Sept	648.67		208.33							
	Oct	648.67		208.33							
	Nov	648.67		208.33							
	Dec	648.67		208.33							

	Jan	648.67		208.33						
	Feb	648.67		208.33						
	Mar	648.67		208.33						
<b>Total</b>		<b>7784.04</b>		<b>1754.01</b>						
	<b>Grand Total</b>	<b>9538.05</b>								

Andrew Mickleburgh	Apr	648.67		104.17						
	May	648.67		104.17						
	June	648.67		104.17						
	July	648.67		260.42						
	Aug	648.67		208.33						
	Sept	648.67		208.33						
	Oct	648.67		208.33						
	Nov	648.67		208.33						
	Dec	648.67		208.33						
	Jan	648.67		208.33						
	Feb	648.67		208.33						
	Mar	648.67		208.33						
<b>Total</b>		<b>7784.04</b>		<b>2239.57</b>						
	<b>Grand Total</b>	<b>10,023.61</b>								

Stuart Munro	Apr	648.67		833.33		-8.33				
	May	648.67		833.33		-8.33				
	June	648.67		-322.58		-8.33				
	July	648.67				-8.33				
	Aug	648.67				-8.33				
	Sept	648.67				-8.33				
	Oct	648.67				-8.33				
	Nov	648.67				-8.33				
	Dec	648.67				-8.33				
	Jan	648.67				-8.33				
	Feb	648.67				-8.33				
	Mar	648.67				-8.33				
<b>Total</b>		<b>7784.04</b>		<b>1344.08</b>		<b>-99.96</b>				

	<b>Grand Total</b>	<b>9028.16</b>									
Gregor Murray	Apr	648.67		833.33							
	May	648.67		833.33							
	June	648.67		-322.58							
	July	648.67									
	Aug	648.67									
	Sept	648.67									
	Oct	648.67									
	Nov	648.67									
	Dec	648.67									
	Jan	648.67									
	Feb	648.67									
	Mar	648.67									
<b>Total</b>		<b>7784.04</b>		<b>1344.08</b>							
	<b>Grand Total</b>	<b>9128.12</b>									

Alistair Neal	Apr										
	May	481.27									
	June	648.67									
	July	648.67									
	Aug	648.67		100.81							
	Sept	648.67		104.17							
	Oct	648.67		104.17							
	Nov	648.67		104.17							
	Dec	648.67		104.17							
	Jan	648.67		104.17							
	Feb	648.67		104.17							
	Mar	648.67		104.17							
<b>Total</b>		<b>6967.97</b>		<b>830</b>							
	<b>Grand Total</b>	<b>7797.97</b>									
Jackie Rance	Apr	648.67									
	May	648.67									
	June	648.67						13.50			

	July	648.67						13.50			
	Aug	648.67						13.50			
	Sept	648.67						37.80			
	Oct	648.67						21.60			
	Nov	648.67									
	Dec	648.67									
	Jan	648.67						32.40			
	Feb	648.67						32.40			
	Mar	648.67						32.40			
<b>Total</b>		<b>7784.04</b>						<b>197.10</b>			
	<b>Grand Total</b>	<b>7981.14</b>									

Beth Rowland	Apr										
	May	481.27									
	June	648.67	226.56								
	July	648.67	163.33								
	Aug	648.67	163.33	465.27							
	Sept	648.67	163.33	208.33							
	Oct	648.67	163.33	208.33							
	Nov	648.67	163.33	208.33							
	Dec	648.67	163.33	208.33							
	Jan	648.67	163.33	208.33							
	Feb	648.67	163.33	208.33							
	Mar	648.67	163.33	208.33							
<b>Total</b>		<b>6967.97</b>	<b>1696.53</b>	<b>1923.58</b>							
	<b>Grand Total</b>	<b>10,588.08</b>									

Ian Shenton	Apr	648.67									
	May	648.67		1,155.91							
	June	648.67		833.33							
	July	648.67		833.33							
	Aug	648.67		833.33							
	Sept	648.67		833.33							

	Oct	648.67		833.33						
	Nov	648.67		833.33						
	Dec	648.67		833.33						
	Jan	648.67		833.33						
	Feb	648.67		833.33						
	Mar	648.67		833.33						
<b>Total</b>		<b>7784.04</b>		<b>9489.21</b>						
	<b>Grand Total</b>	<b>17,273.25</b>								

Imogen Shepherd- DuBey	Apr	648.67				-8.33				
	May	648.67				-8.33				
	June	648.67		1,155.91		-8.33				
	July	648.67		833.33		-8.33				
	Aug	648.67		833.33		-8.33				
	Sept	648.67		833.33		-8.33				
	Oct	648.67		833.33		-8.33				
	Nov	648.67		833.33		-8.33				
	Dec	648.67		833.33		-8.33				
	Jan	648.67		833.33		-8.33				
	Feb	648.67		833.33		-8.33				
	Mar	648.67		833.33		-8.33				
<b>Total</b>		<b>7784.04</b>		<b>8655.88</b>		<b>-99.96</b>				
	<b>Grand Total</b>	<b>16,339.96</b>								

Rachelle Shepherd- DuBey	Apr	648.67				-8.33				
	May	648.67				-8.33				
	June	648.67				-8.33				
	July	648.67				-8.33				
	Aug	648.67				-8.33				
	Sept	648.67				-8.33				
	Oct	648.67				-8.33				
	Nov	648.67				-8.33				
	Dec	648.67				-8.33				
	Jan	648.67				-8.33				
	Feb	648.67				-8.33				







	Sept	648.67								
	Oct	648.67								
	Nov	648.67								
	Dec	648.67								
	Jan	648.67								
	Feb	648.67								
	Mar	648.67								
<b>Total</b>		<b>7784.04</b>		<b>336.02</b>						
	<b>Grand Total</b>	<b>8120.06</b>								

Shahid Younis	Apr	648.67		166.67						
	May	648.67		166.67						
	June	648.67		-64.52						
	July	648.67								
	Aug	648.67								
	Sept	648.67								
	Oct	648.67								
	Nov	648.67								
	Dec	648.67								
	Jan	648.67								
	Feb	648.67								
	Mar	648.67								
<b>Total</b>		<b>7784.04</b>		<b>268.82</b>						
	<b>Grand Total</b>	<b>8052.86</b>								